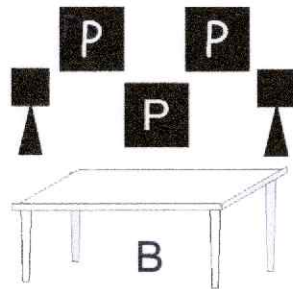
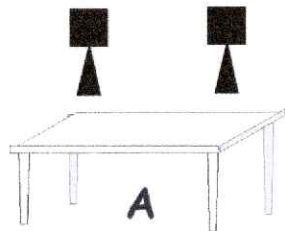



# Stage 5

10 RIFLE Staged Safely  
 10 PISTOL Holstered  
 4+ Shotgun Staged Safely



Start at "A" or "B". Both hands touching the Green Shamrock. When ready say: **Where's the Gold!**

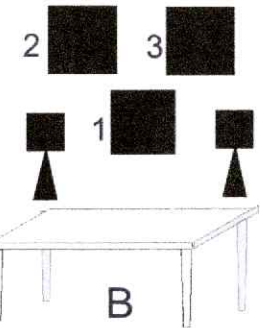
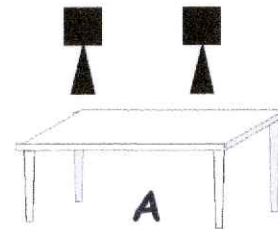

ATB: If at "A", w/Rifle, place 1 round on each TOP target, THEN 3 rounds on the CENTER target for 5 rounds. Repeat instructions for next 5 rounds. Engage 2 S/G targets until down.

Move to "B" Engage 2 S/G targets until down. Engage Pistol targets using same instructions as rifle.

10 RIFLE Staged Safely  
 10 PISTOL Holstered  
 4+ Shotgun Staged Safely



# Stage 6



Start at "A" or "B". Thumbs in gun belt. When ready say: **"O Danny Boy, the pipes are calling"**.

ATB: If at "A" with Rifle, alternate the LEFT two targets and the RIGHT two for 5 rounds each side, starting on BOTTOM target. **May start on either right or left side.**

Engage the 2 S/G targets in front of you.

Move to B, Engage S/G targets until down. For Pistols use the same instructions as the Rifle.